



Festival of Neighbourhoods
✿ Kitchener ✿

Neighbourhood Activity Guide

Tips and ideas to plan and enjoy neighbourhood gatherings

Festival of Neighbourhoods Founding Partners



Social Development Centre

John MacDonald Architect

care communication construction community

Attribution-NonCommercial-
ShareAlike 4.0 International



phone (519) 579 3800

fax (519) 578 9185

entries@festivalofneighbourhoods.ca

www.kitchener.ca/fon

What is Included in this Guide

Welcome!

How to Use this Guide

***Section 1 - The Basics of Planning a
Neighbourhood Gathering***

Section 2 - Ideas for Neighbourhood Activities

Section 3 - Templates, Resources & Forms

Page #

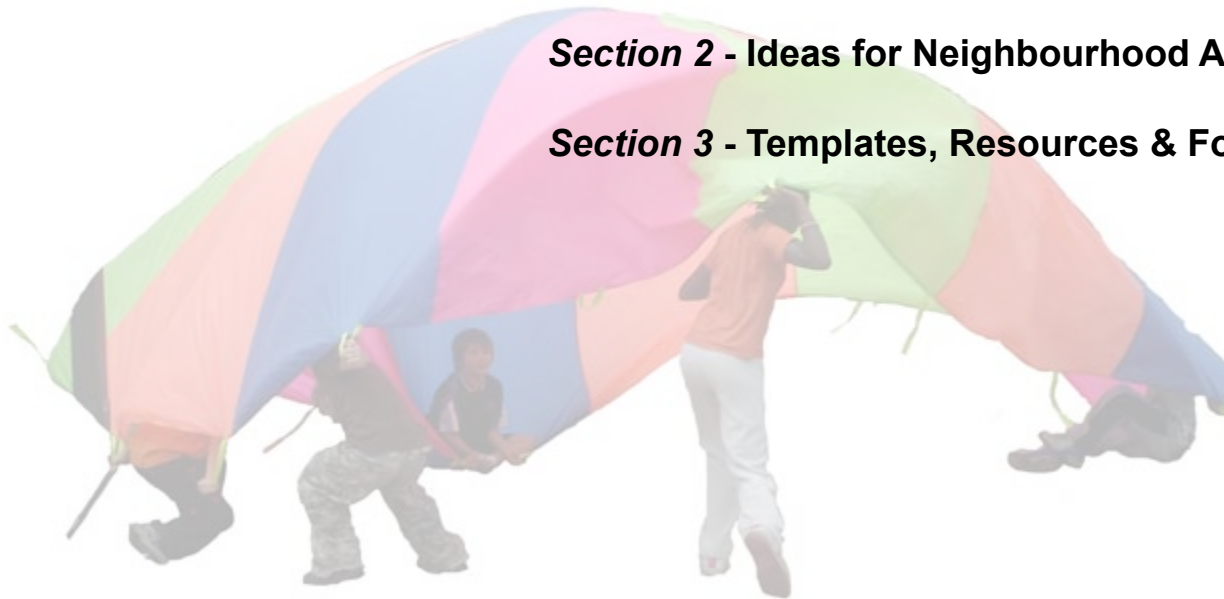
1

2

3 - 10

11 - 23

24 - 37



Thank you for using this manual for tips to bring your neighbours together. You are taking an important step to making your neighbourhood a better place to live. By bringing your neighbours together, you help build relationships that will help foster a healthier, safer and more fun neighbourhood for everyone!



***Festival of Neighbourhoods - Kitchener** is a supportive incentive program that encourages people in Kitchener to organize inclusive activities that bring neighbours together to get to know one another.*



*Festival of Neighbourhoods - Kitchener invites neighbourhoods who have held eligible gatherings in Kitchener any time from October 1st to September 30th to **register** their gathering(s) to be included in the Festival of Neighbourhoods Kitchener Finale draw for the City of Kitchener \$20,000 capital improvement grant.*

- *Activities are led by one or several neighbours*
- *The geographic neighbourhood boundaries are defined by the activity organizers*
- *Everyone within the defined neighbourhood is invited, and no one is excluded*
- *The gathering brings the neighbours together face to face and builds social connection within the neighbourhood*
- *The gathering is free to all*



Thank You!

Who We Are

Principles of
the Festival of
Neighbourhoods



Welcome!



Most tips in this guide can be of use to anyone outside of Kitchener, Ontario, Canada interested in planning a neighbourhood activity. If you do not live in Kitchener, we encourage you to contact your municipality, community organizations and neighbourhood associations to learn what they could offer to support you in holding your own neighbourhood gathering, including information, permits, resources or funding! For neighbourhood organizers living in Kitchener, the Festival of Neighbourhoods' [Useful Contacts and Local Resources](#) and the [Neighbourhood Activity Trunk](#) are very useful resources.



In Kitchener,
Ontario, Canada

Finally, you will find all over this guide many words in green print. Click on them to quickly access the subject matter at hand. If you are reading a hard copy of this guide, you will find much of the back up information in Section 3 - Templates, Resources & Forms. You can contact us for further information you may require.



Words in Green



How to Use this Guide



Contents

Festival of Neighbourhoods Basics

Tasks for a Successful Gathering

Getting Neighbours Involved

Invite All your Neighbours

Making Invitations

Being Inclusive

Page #

6

7

8

9

10

11 -12



The Basics of Planning a Neighbourhood Gathering

Section 1



Bring your neighbours together because you want to:

- Know your neighbours
- Feel safer in your neighbourhood
- Become engaged in your community
- Make your neighbourhood a nicer place to live

Bringing your neighbours together can be as simple or as elaborate as you want. Every neighbourhood can take advantage of its uniqueness to hold activities perfectly suited to its character. The activity you choose must bring neighbours face to face. Combine two or more activities together, if one of them doesn't support interaction among people. For example, if you want to show a movie, combine it with a barbecue, and thus ensure that there is a chance for neighbours to talk to each other. Go to Section 2 for specific activities that have proven successful.

Invite everyone in your neighbourhood! A true neighbourhood gathering includes everyone in your neighbourhood. Your neighbourhood can be just the street you live on, or the surrounding streets. It can be the housing complex or the multi-residential tower in which you live.

Be inclusive, by inviting everyone in every household and consider any barriers that might stop them from attending, such as accessibility, language, and special diet requirements. Take the **Reach! Challenge** for a gathering that is even more inclusive!

Regardless of how you are bringing your neighbours together, whether it is a potluck, a street party, a carnival or a clean up, there will be some key considerations for all gatherings.

This first section outlines some important tasks & considerations that you should take



Why Bring Neighbours Together?



How Do I Decide What to Do?



Who Do I Invite?



Festival of Neighbourhoods Basics



Decide on an activity. You might want to ask a few neighbours what they would be interested in, or you could consider what might work for all ages in your neighbourhood, or maybe there is an issue or a neighbourhood asset you could rally around.



Organize

Set a date. Give yourself some time to bring it all together, and use a calendar to mark your deadlines.



Set a Date

Get others on board. The more people involved in the planning, the more likely they will be to participate and bring others along. You might have another neighbour who will give you support through this period. Approach your neighbours and get them involved as early as possible. Volunteers can help make the event a success. Consider how many helpers (including yourself) you will need to do the following:



Recruit Helpers

Invite everyone. Make and deliver invitations, announcements and posters. Use social media to invite the neighbourhood, where appropriate.



Invite Everyone

Gather all the supplies beforehand, such as food, drinks, games, equipment, etc.



Gather Supplies

Set up on the day of the get-together & clean-up and return any borrowed items



Set-up & Clean-up

Run different activities - Someone to barbeque? Games? Music?



Activity Helpers



Tasks for a Successful Gathering



Keep in mind that as you recruit helpers, it is best if you share with them what tasks need to be done and let them choose. They might surprise you by taking on more than you were hoping.

The first place to look is within your household! Ask all the members of your household! They might have great ideas.

Ask as well some neighbours that you know well. Knock on their doors and speak to them.

They can also help you find more volunteers within your neighbourhood by volunteering to send calls for help within the neighbourhood.

This can also be a heads up to your neighbourhood that something is being organized.

Get youth involved in the planning or tasks. High school students are often looking for volunteer experience to put on their resume. You can also offer community service hours, if applicable to your area, to high school students who are involved in planning and/or helping out with the gathering.

Don't forget that in the planning stages, ideas and contributions from all your helpers can be very valuable and enrich everyone's experience. It is more fun for everyone that way.



How to Ask Neighbours to Help



Volunteers in your household



Volunteers in Your Neighbourhood



Volunteers Help Find More Volunteers



Youth



Keeping up the Enthusiasm of your Helpers



Getting Neighbours Involved

Decide how to invite your neighbours. Inviting everyone in your neighbourhood is a very important task, and one in which you can use the support of volunteers.



Ask Volunteers to Help with Invitations

The most effective way to invite your neighbours is to talk to them. Mention it to them when you see them, and also go door to door. Tell them about it and hand them an invitation. It is also a good time to recruit more helpers if you need any more. If no one is home, leave an invitation in the mailbox.



Talk it up!

Make some posters and place them where people can see them when they go for a walk. Streetposts, super-mail-boxes, billboards. Remember to place them in the recycling bin after the event day.



Post Notices

Lawn signs can also be a good way to advertise. If you are from Kitchener, you may have received lawn signs if you registered your gathering with Festival of Neighbourhoods and attended the Festival of Neighbourhoods Finale in the past. You can re-use your lawn signs to advertise your next neighbourhood activities, placing them on your lawn where your neighbours can see them.



Lawn Signs

Is there a business, community centre or a place of worship in your neighbourhood that would be willing to advertise on their street sign?



Freestanding Signs

Sidewalk chalk works great too! Write attractive invitations on the neighbourhood sidewalks, where everyone can see them.



Sidewalk Chalk



Invite All your Neighbours



Invite everyone in the geographical area of your neighbourhood, as you defined it. It can be one or several streets, a multi-unit building or a housing complex. It is up to you. Count how many households are in your neighbourhood to know how many invitations to print and deliver.



Who to Invite

Information to include on an invitation might be:

The activity that will bring the neighbours together.



The Activity

The date, start and end times. It might also be appropriate to include a rain date.



Date

The chosen location. This should be a place where everyone can gather, either indoors or outdoors, and be easily accessible. If a street has been closed to traffic for the occasion, include that too.



Location

Make a request in the invitation if there is anything that neighbours should bring along or do to contribute. For example, bring instruments to play, or bring a special dish to share.



The Request

You are welcome to format our generic invitation for your purposes. Make your invitation as attractive as possible. It is more likely that people will read it and keep it if it is made with heavier paper, and in colour with a picture.



Invitation Template



Making Invitations

Inviting everyone in your neighbourhood helps to ensure that everyone feels truly welcome and builds a stronger community. Here are some tips to help you have a more inclusive neighbourhood gathering.



Invite Everyone
in Your
Neighbourhood

Get your neighbourhood youth involved. Consider having fun acts and attractions at the event such as clowns, fireworks, and/or music (possibly by youth). Consider planning physical activities -such as tug-of-wars, baseball, basketball, street hockey. Consider advertising using social networking websites such as Facebook, Twitter,MSN Messenger, and YouTube. Say hi to any young people who attend & welcome them. Offer community service hours (if applicable) to high school students who are involved in planning and/or helping out with the gathering. This is a great way to get volunteers!



Reaching Out to
Youth

Consider small things that will make it easier for people with disabilities to participate. For example, is the information about the event being distributed in large font or alternative formats for people with visual impairments or for any reading skills?



Reaching Out
to People with
Disabilities

Is the location of your gathering barrier free?

If the event is outdoors, is the ground level enough for people with mobility issues to travel across it?

Look for tips on the internet or contact your local government for tips on how to make your neighbourhood gathering barrier free.

Being Inclusive





Reaching Out to Seniors

Consider ways to include seniors and support senior participation in neighbourhood events. Seniors might have mobility issues or other barriers to participating. Be attentive to their needs, offer them a comfortable chair if they want to sit, bring the food or the activity to them, or simply ask if there is anything that they need.



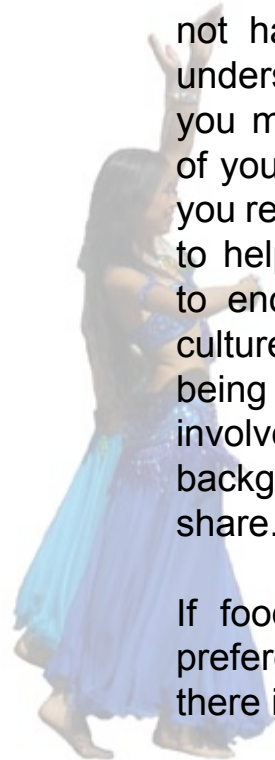
People of Diverse Cultural Backgrounds

Be sure to include neighbours who may not have mastered English or who may not understand the neighbourhood activity. Can you make invitations in the spoken languages of your neighbourhood or simple English? Can you reach out to someone in the neighbourhood to help you with translations? You might want to encourage your neighbours to share their culture through the neighbourhood activity being organized. For example, if the activity involves food, music or dance, people from all backgrounds might have something special to share.



Varied Diets

If food is involved, be sensitive to the diet preferences of your neighbours by ensuring that there is a variety of food choices.



Being Inclusive



Contents

Page

List of Neighbourhood Activities	14
Nature Walk	15
Block Party	16
Book Swap	17
Neighbourhood Clean-up	18
Ice Skating	19
Movies - Private Screenings	20
Movies - Public Screenings	21
Plant Exchange	22
Time Capsule	23
Neighbourhood Yard Sale	24
Outdoor Games	25
Jane's Walk	26
Pop-Up Popsicle Stand	27
Soupstock	28
Cards For Seniors	29
Toy Drive	30



Ideas for Neighbourhood Activities

Section 2





Introduction

There are many ways to bring your neighbours together. In the following pages you will find some tips on how to organize specific activities. There are many more activities, and your imagination is the limit. No matter what you choose to do, we encourage you to organize activities that are inclusive of all your neighbours, connects them face to face and builds social cohesion within the neighbourhood.

Note: Some activities may require permits or licences (eg. road closures, serving food, selling goods, loud music) Check with your local authorities for the local by-laws and requirements. For Kitchener residents, access the Festival of Neighbourhoods' [Useful Contacts and Local Resources](#).

- Festivals
- Campfires
- Tree plantings
- Fun fairs
- Tobogganing parties
- Potlucks
- Fireworks
- Neighbourhood Halloween pumpkin displays
- Neighbourhood mini golf
- Neighbourhood flash mobs
- Talent shows
- Neighbourhood tapas
- Neighbourhood scavenger hunts
- Neighbourhood Olympiad



More Activities to Bring your Neighbours Together

List of Neighbourhood Activities



Get to know your neighbours better while enjoying the outdoors by organizing a **nature walk** in or near your neighbourhood!

Identify different types of birds, insects, trees, flowers, pick up garbage or make a mud pie!



What

Works well all year round, as the changing seasons offer new things to discover.

Choose to go for a walk at any time during the day or night.



When

Your neighbourhood, park, nearby trails or natural areas.



Where

Determine if the walk is wheelchair accessible and be sure to note it in the invitations & posters (ie. "This nature walk *is/is not* wheelchair accessible).

Set a rain date for the Nature Walk. Note the kind of weather that would cause the date to be moved.

Give walkers plastic bags for picking up garbage.

It might be a good idea to bring insect repellent.

Be mindful of bringing dogs along for the walk.



Heads up!

Sharing their knowledge of the natural features of the area and all the living creatures in it, as well as tips to protect and support them.



Ask your neighbours to help by...

Nature Walk



Mingle with your neighbours and get to know those who live around you a little bit better at a **block party**! Include food and games. With potlucks everyone contributes and shares the costs.



What

In the spring and summer, or anytime that the weather permits it. Soup or chili work well for winter gatherings.



When

On your street or in your yard. Set certain areas for different activities (e.g. games, food, etc.) You might consider arranging to have your street closed to traffic.



Where

Set a rain date for the Block Party

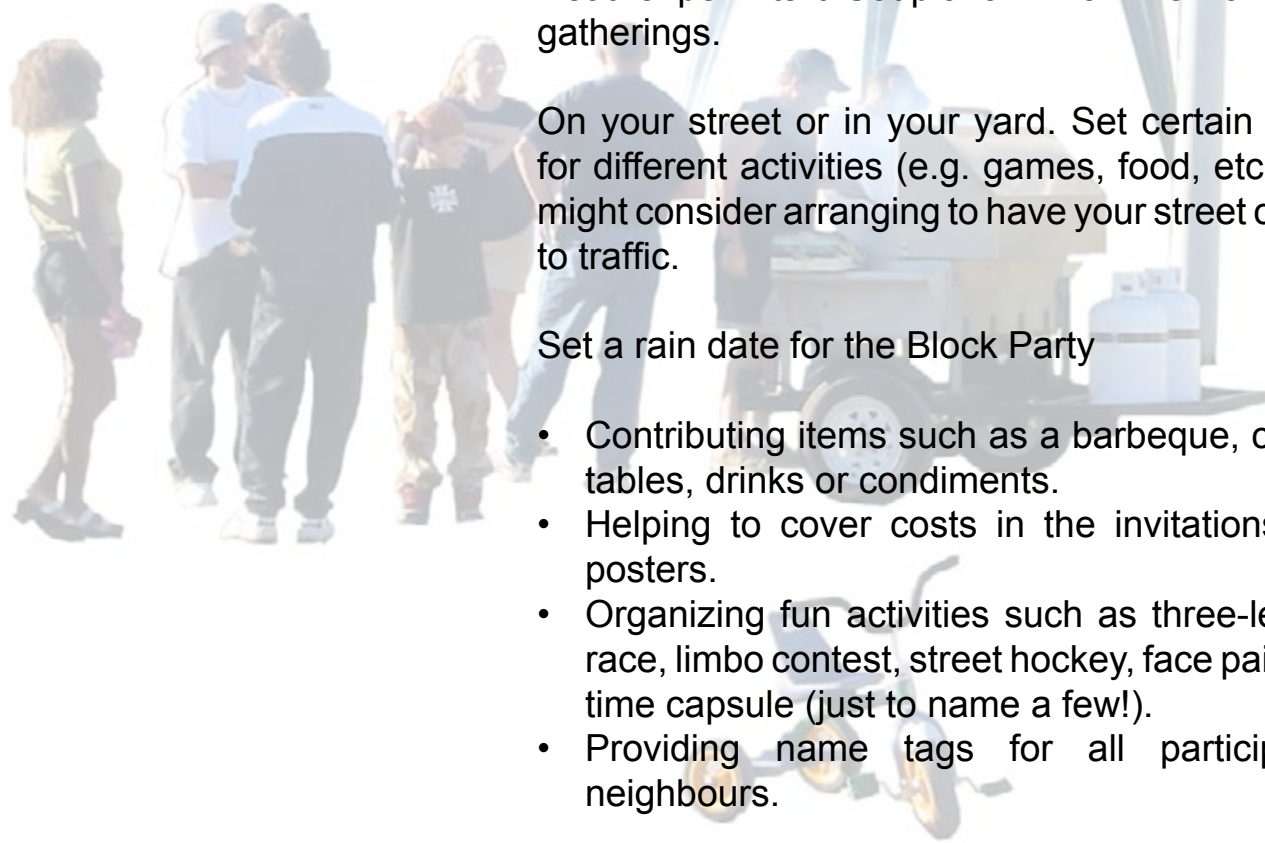


Heads up!

- Contributing items such as a barbeque, chairs, tables, drinks or condiments.
- Helping to cover costs in the invitations and posters.
- Organizing fun activities such as three-legged race, limbo contest, street hockey, face painting, time capsule (just to name a few!).
- Providing name tags for all participating neighbours.



Ask your neighbours to help by...



Give old books a new life with a neighbourhood **book swap**. Organize the swap by exchanging tickets for books received and books taken, or by selling donated books to raise money for a charitable cause, or to cover expenses for neighbourhood activities, or by imposing no limits to the numbers of books customers can take.



What

Any time of the year if there is an available indoor venue such as a nearby community centre, church hall or school.

In the spring and summer it can be held in a public outdoor space, such as a park, or your own street. You might consider arranging to have your street closed to traffic.



When & Where

Set a rain date for the outdoor Book Swap.

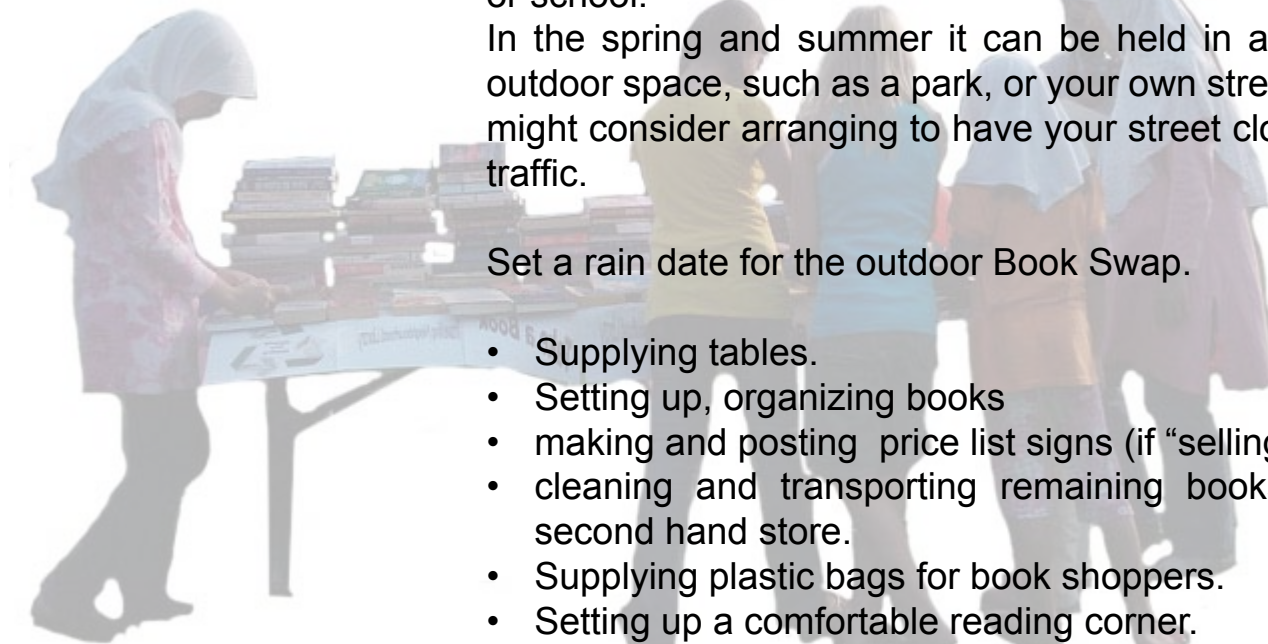
- Supplying tables.
- Setting up, organizing books
- making and posting price list signs (if “selling”)
- cleaning and transporting remaining books to a second hand store.
- Supplying plastic bags for book shoppers.
- Setting up a comfortable reading corner.
- Organizing a children’s book corner with colouring books and crayons.



Heads up!



Ask your neighbours to help by...



Book Swap



Have fun while caring for the environment. Bring your neighbours together to collect garbage and do a **neighbourhood clean-up**.



What

As soon as the snow retreats in the early spring. Consider making it part of Earth Day/Month in April.



When

Choose a location that is important to the neighbourhood, such as a park, community trail, or school yard.



Where

Make safety a priority. Posters can encourage people to dress according to the weather, wear closed-toes foot wear, etc. Be aware of potential hazards (i.e. poison ivy), avoid roadways or shorelines. Leave behind heavy items and items you are not comfortable picking up. Supply bags and gloves - Contact your municipality for supplies, if applicable. Plan to dispose of collected garbage.

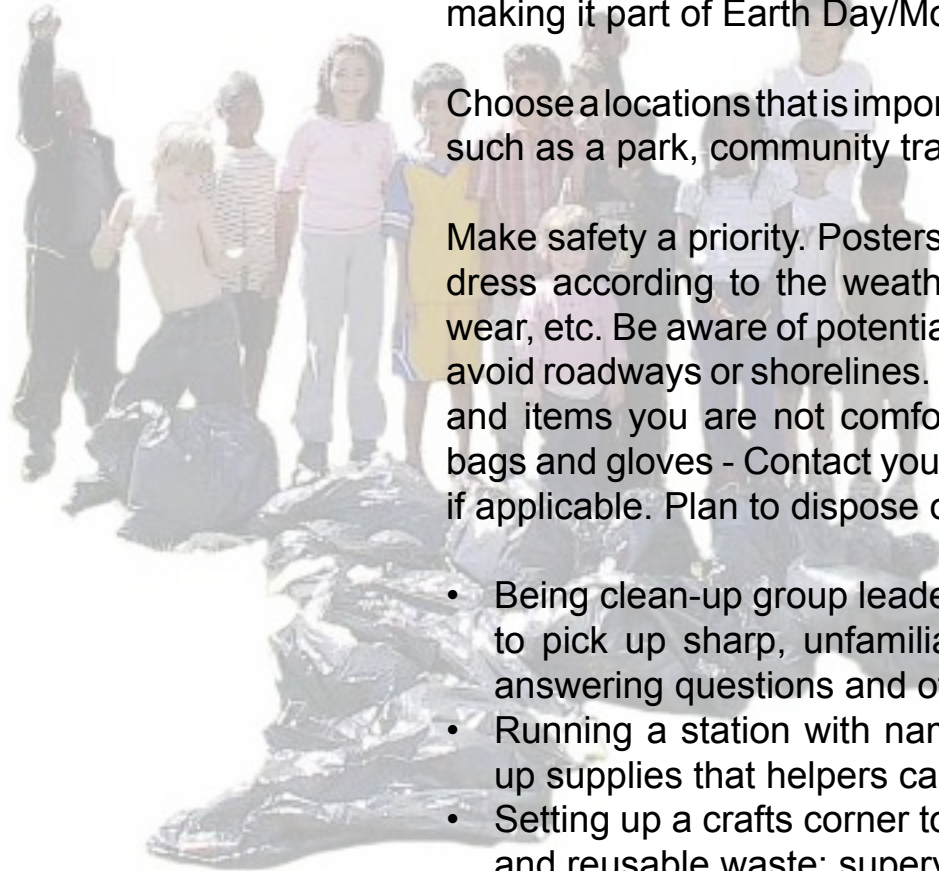


Heads up!

- Being clean-up group leaders, advising everyone not to pick up sharp, unfamiliar or very heavy objects, answering questions and offering help.
- Running a station with name tags, water, and clean up supplies that helpers can access.
- Setting up a crafts corner to make art with interesting and reusable waste; supervising children.
- Donating and running prize draws to reward helpers.



Ask your neighbours to help by...



Neighbourhood Clean-Up



Get to know your neighbours with a **skating party** at the ice rink and skate the day away!



What

Hold the activity in the winter if you are gathering at an outdoor rink. Indoor rinks might be open year round. Contact them for available times and fees.



When & Where

Note on the invitations that everyone must come dressed for the weather and if skates will be available to borrow. Set a rain date for the outdoor skating party.



Heads up!

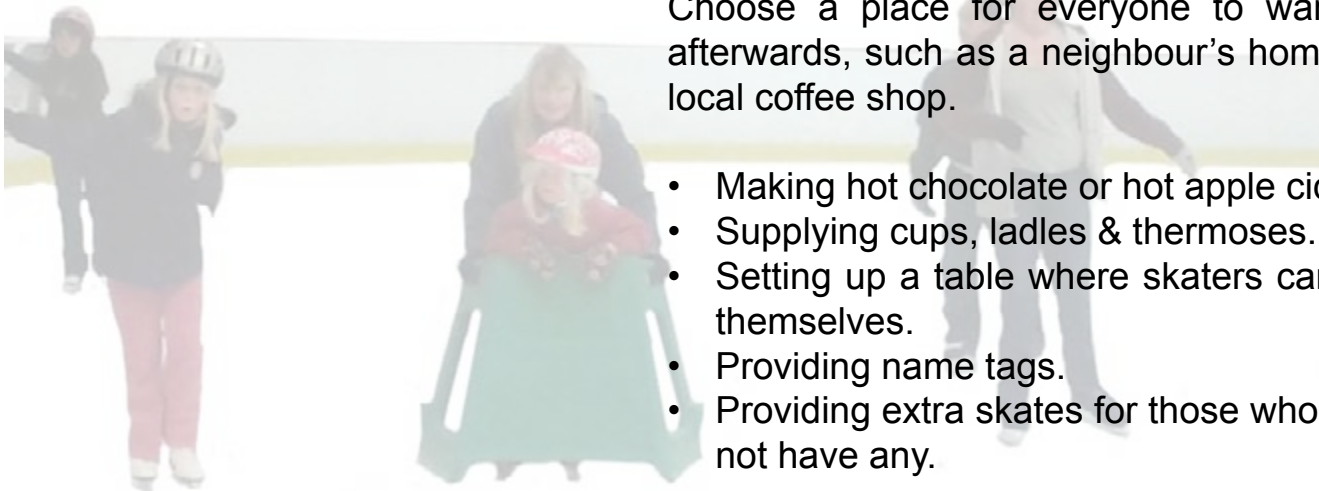
Note on the invitation that temperatures must be below 0° C to hold the activity outdoors.

Choose a place for everyone to warm up afterwards, such as a neighbour's home or a local coffee shop.

- Making hot chocolate or hot apple cider.
- Supplying cups, ladles & thermoses.
- Setting up a table where skaters can help themselves.
- Providing name tags.
- Providing extra skates for those who might not have any.



Ask your neighbours to help by...



Ice Skating



Bring your neighbours together by **screening a movie** appropriate for an all-ages audience.



What

Show movies outdoors on a summer night. It will be dark enough half an hour after sunset (around 9pm in Southern Ontario)
Show movies indoors any time of the year.



What

To bring together a small group, consider a private screening at home, either indoors or in the backyard.



Where

Ensure there is an electrical power outlet.
Ask your neighbours to bring chairs or a blanket, mosquito repellent and their own popcorn.
Set a rain date when showing movies outdoors.



Heads up!

- Helping you find a screen, a projector and a sound system.
- Doing a test run well before hand to make sure that everything works.
- Making pop corn.
- Helping with set-up and clean-up.



Ask your neighbours to help by...



Movies - Private Screenings



Bring your neighbours together by **screening a movie** appropriate for an all-ages audience.



What

Show movies outdoors in a city park or a parking lot on a summer night. It will be dark enough half an hour after sunset, (around 9pm during July and August in Southern Ontario)
Show movies any time of the year inside a community center.



When & Where

Contact the film distributor of your chosen film. Fees for the rights range broadly starting at around \$175.



Heads up!

If showing a movie at a parking lot, ask for permission from the property owner... and don't forget to invite him!

Contact your municipality if showing a movie in a park or community center.

Ensure there is an electrical power outlet.

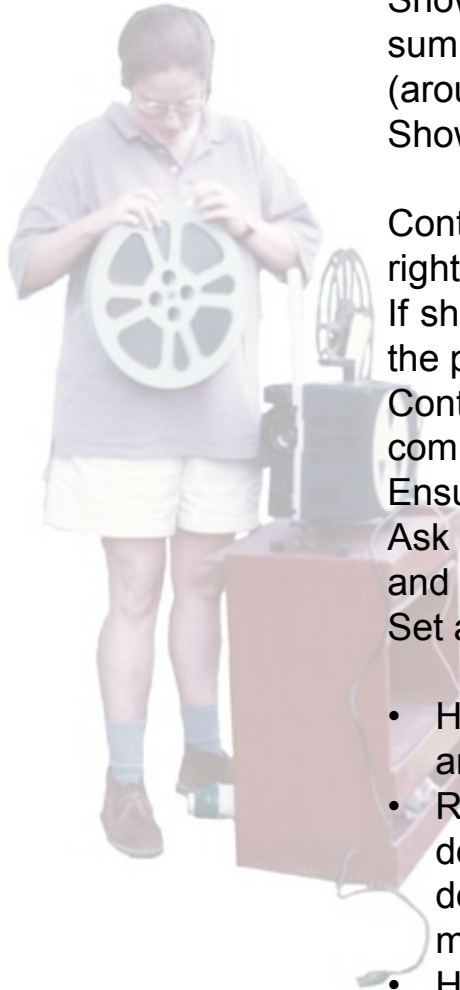
Ask neighbours to bring chairs, blankets, mosquito repellent and money if seeking donations.

Set a rain date to show movies outdoors.

- Helping you find a screen, a projector and a sound system and doing a test run well ahead of time.
- Raising funds to cover expenses, ie. pass a hat for donations during intermission, sell popcorn, or find a donor by asking businesses, local associations or local movie theatres.
- Helping with set-up and clean-up.



Ask your neighbours to help by...



Movies - Public Screenings



Bring your neighbours together with a neighbourhood **plant exchange** or sale of seedlings, seeds, roots, previously loved pots and garden tools & decorations.



What

April or May, Mother's Day, Earth Day, or early in the Fall.



When

Someone's yard, in the park, or on a community trail.



Where

Have access to a water source.

Ask for donations to cover the cost of pots and potting soil, if necessary.



Heads up!

- Contributing plants or garden related items.
- Repotting & labelling a few days in advance.
- Helping with set up, clean up and transport.
- Gathering old newspapers, sealable bags and old pots for transporting seeds, roots or seedlings.
- Helping out during the plant exchange.
- Ask a neighbour with a Green Thumb to be available to answer questions at gardening information booth.



Ask your neighbours to help by...

Plant Exchange



Bring your neighbours together to celebrate the present by making a **time capsule** with items that are significant to the neighbourhood at the present time or a chosen period.



What

On an anniversary, or to mark a momentous occasion. Don't forget to set a future date to unseal the capsule. Be sure that you and your neighbours record the date.



When

Have the event at the location you choose to store the capsule. Time capsules can be buried or hidden, or a neighbour could be the capsule keeper.



Where

Include durable items that can easily fit in a capsule. Paper items preferably should be acid free.



Heads up!

- Labelling items.
- Contributing items.
- Making, decorating and dating a capsule, possibly out of a large can, or a glass container, or any kind of durable container.
- Making an exhibition of the items as part of the capsule sealing celebration.



Ask your neighbours to help by...



Time Capsule



Bring your neighbours together while selling your old trinkets and discovering some of theirs at a **neighbourhood yard sale!**



What

Any Saturday or Sunday when the weather allows it. Traditionally, May is the most popular month. Set the date and time and get the word out approximately six weeks in advance, so neighbours can plan to join in.



When

The garages, driveways and front yards of all participating neighbours.



Where

Find a way to include actually meeting your neighbours, such as a scavenger hunt during the day or a wrap up lunch. Collect reusable items such as books, records, household & kitchen items, sports equipment & clothes that you no longer want.



Heads up!

Use tape and a marker to label items with prices.

- Making signs and connecting through social media to advertise the neighbourhood yard sale, and noting the addresses of participating households. Consider making maps if more than one street is involved.
- Encouraging kids to set up a lemonade stand!
- Sharing advertising expenses.
- Transporting unsold items to a second hand store.



Ask your neighbours to help by...



Neighbourhood Yard Sale



Bring your neighbours together with **games for all ages**. Try games that others can join in on the fun!



What

Longest Day of Play activities on the Summer Solstice are organized across Canada. Make your own Day of Play any day of the year, before the street lights go on!



When

Choose an outdoor location that has the space required and is appropriate for the chosen games. Skip rope, double Dutch, basketball or road hockey are best played on a hard surface. Choose grass for soccer, tug of war, three legged race or egg race.



Where

Check the grass surface for ground holes or hidden glass or any sharp objects. Don't have games so close to the road that balls or frisbees might end up crossing a car's path of travel.

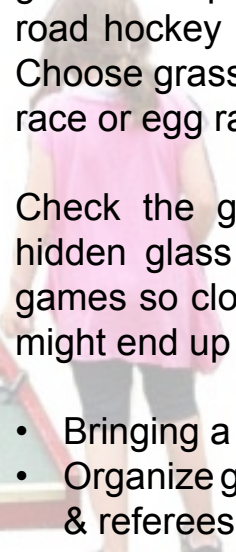


Heads up!

- Bringing a water tank & cups or freezies.
- Organize games and be cheerleaders, coaches & referees all at once!
- Bringing their favourite backyard games, such as badminton or games of toss.



Ask your neighbours to help by...



Outdoor Games



Share neighbourhood stories and learn all about your neighbourhood by holding a Jane's Walk. Jane's Walk is a movement of free, citizen-led walking tours inspired by Jane Jacobs. The walks get people to tell stories about their communities, explore their cities, and connect with neighbours. To learn more and register your walk, go to www.janeswalk.org



What

At the beginning of May. The Jane's Walk website will announce the date of the weekend long event.



When

Choose a route in your neighbourhood that is full of stories, or places that you enjoy.



Where

Register your walk in the Jane's Walk website. Also, to encourage your neighbours to come out, drop off an invitation in their mailboxes two or three weeks ahead.

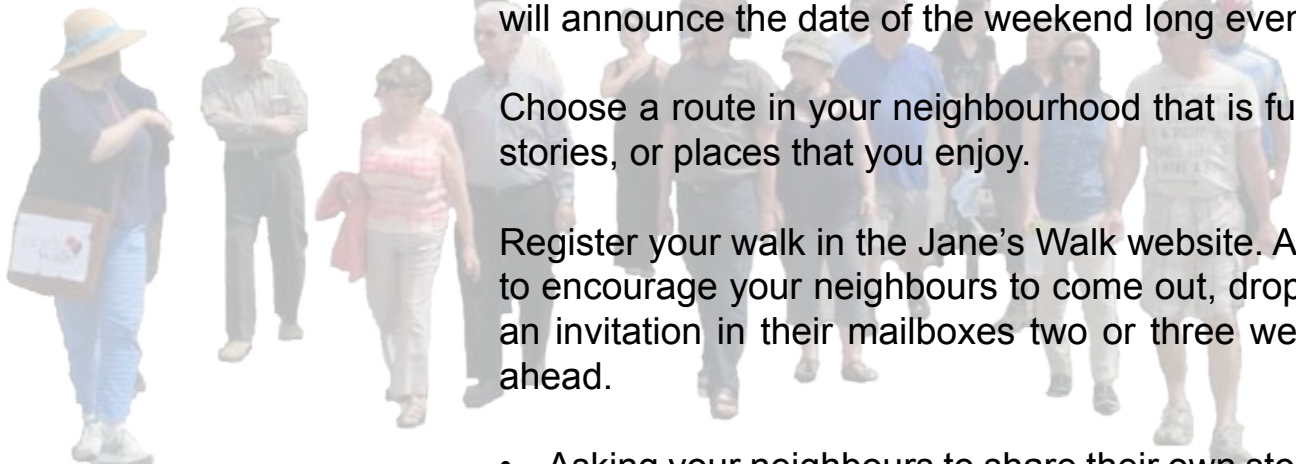


Heads up!

- Asking your neighbours to share their own stories of the neighbourhood during the walk.
- Providing name tags for all participating neighbours.
- Handing a plastic bag to neighbours who are ok with picking up the garbage in the neighbourhood during the walk.



Ask your neighbours to help by...



Jane's Walk



This event requires a low level of planning for a high level of fun! Get your neighborhood socializing around an “all are welcome” **pop-up popsicle stand**. A pair of organizers can collect donations of popsicles and freezies and set up a stand to hand out free cool treats on a warm day. Get your neighbors involved in the event by having them spread the word of the pop-up stand.



What

A warm spring or summer day, out on the sidewalk of the street or in the neighbourhood park.



When & Where

Set a rain date for the Pop-up Popsicle Stand



Heads up!

- Supplying popsicles or freezies
- Supplying coolers and scissors
- Advertising (social media, posting signs, invitations in mail boxes)
- Decorating the stand
- Helping with set-up and clean-up.



Ask your neighbours to help by...



Pop-Up Popsicle Stand



Bring your neighbours together to share delicious homemade soups on a cool fall evening. Invite each neighbour to prepare their favourite soup recipe to share with one another. Close off a neighbourhood street or choose a local park and set up a long table to place crock-pots and thermoses. Neighbours can bring along their own bowls and spoons and serve themselves, sampling a variety of tasty soups!



What

A fall evening, on a closed road or neighbourhood park.



When & Where

Set a rain date for Soupstock.

Bring warm clothing, chairs, and blankets, this is an outdoor event!

Have an ingredient list available for your soup in case of allergies or dietary restrictions.

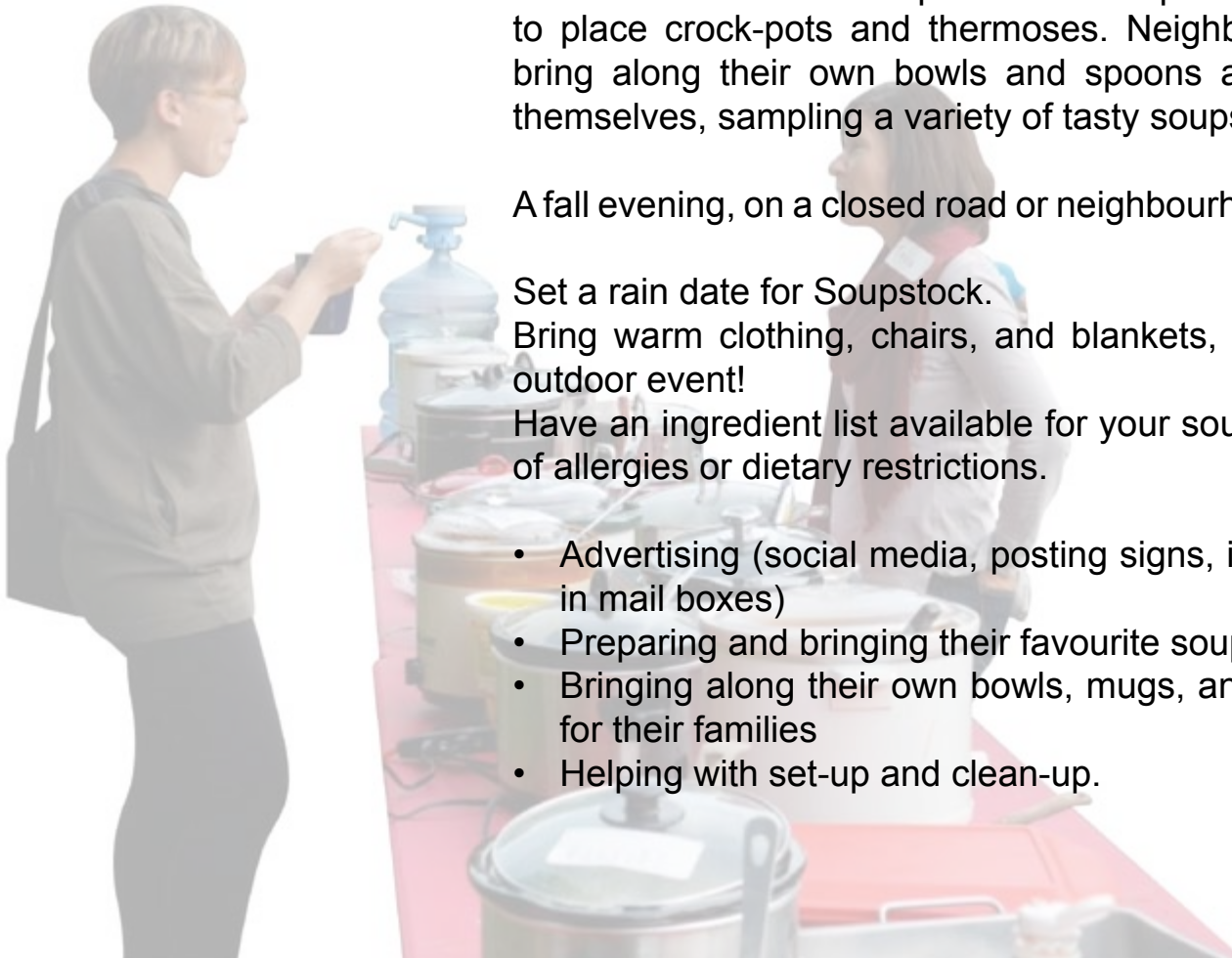


Heads up!

- Advertising (social media, posting signs, invitations in mail boxes)
- Preparing and bringing their favourite soup recipe
- Bringing along their own bowls, mugs, and spoons for their families
- Helping with set-up and clean-up.

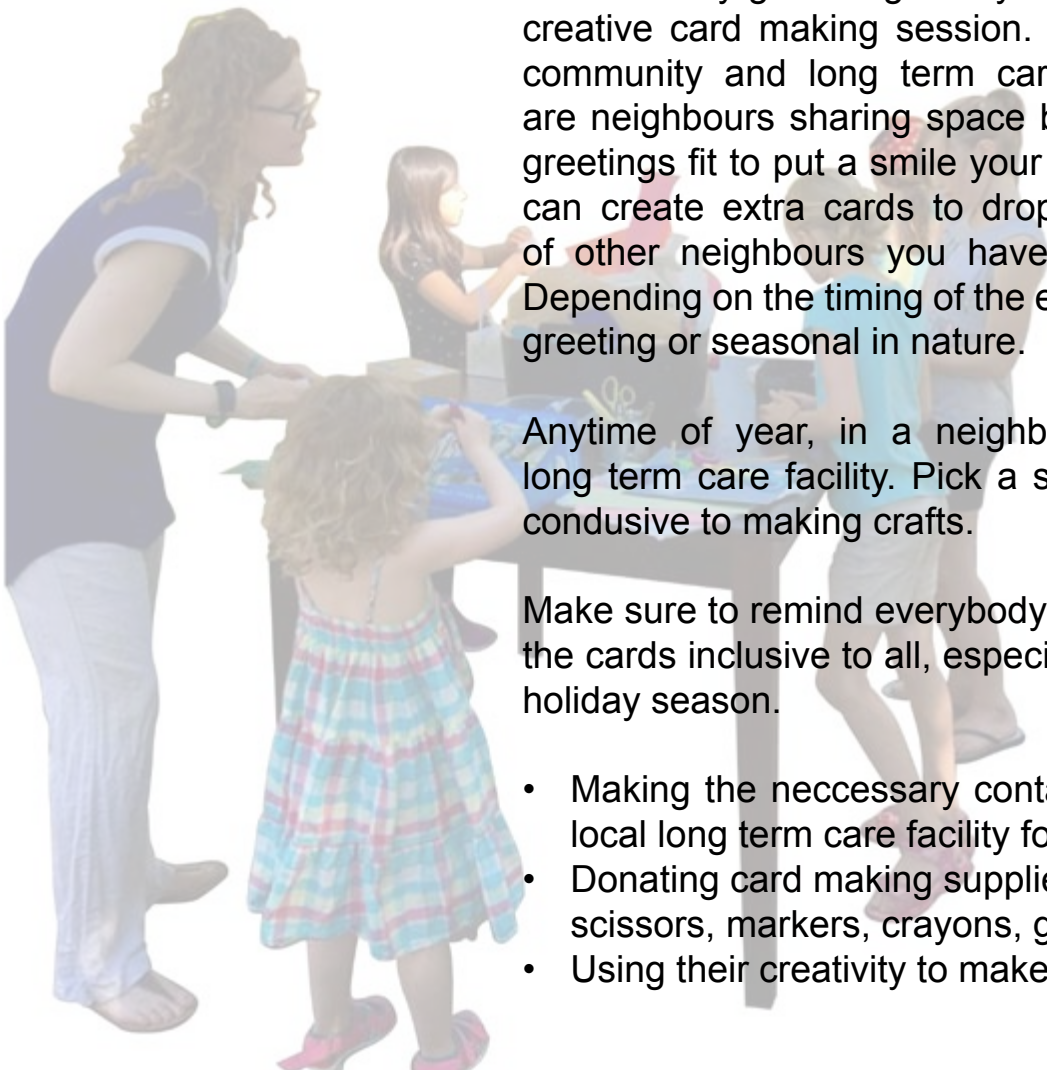


Ask your neighbours to help by...



Soupstock





Who doesn't love to receive a handmade card? Spread goodwill to your neighbours in your local seniors' residence by gathering with your neighbourhood for a creative card making session. Help remind the local community and long term care residents that they are neighbours sharing space by handing out unique greetings fit to put a smile your face. As a bonus, you can create extra cards to drop off in the mailboxes of other neighbours you haven't spoken to before. Depending on the timing of the event, the cards can be greeting or seasonal in nature.



What

Anytime of year, in a neighbourhood with a local long term care facility. Pick a space to gather that is conducive to making crafts.



When & Where

Make sure to remind everybody to keep the content of the cards inclusive to all, especially if made during the holiday season.



Heads up!

- Making the necessary contact to partner with the local long term care facility for the event
- Donating card making supplies (construction paper, scissors, markers, crayons, glue, decorations)
- Using their creativity to make fantastic cards!



Ask your neighbours to help by...

Card for Seniors





What

Bring your neighbours together by hosting a neighbourhood toy drive! Invite each neighbour to donate a brand new toy for a child to enjoy. Provide snacks and the opportunity for neighbours to celebrate and socialize at the donation drop off location. Donate the toys to a local shelter where they can be appreciated during the holiday season, as well as year round for children's birthdays.



When & Where

Pick a date in advance of the holiday season and choose an indoor location for neighbours to drop off donations and share snacks.



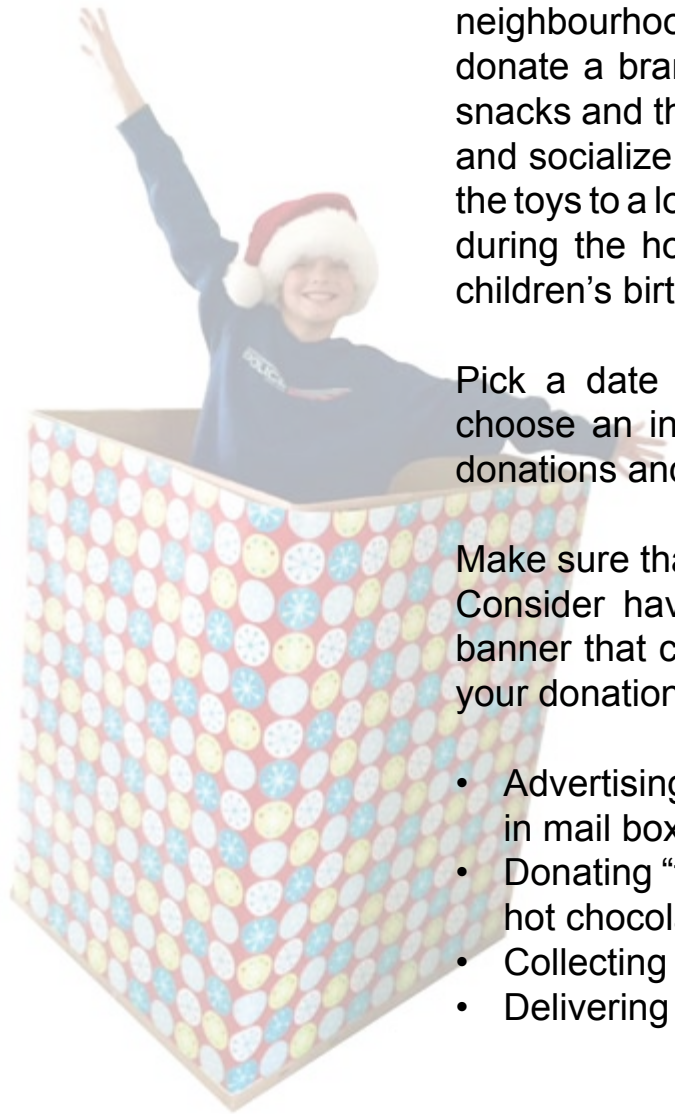
Heads up!

Make sure that all donations are brand new, not used. Consider having the participating neighbours sign a banner that can be delivered to the shelter along with your donations.



Ask your neighbours to help by...

- Advertising (social media, posting signs, invitations in mail boxes)
- Donating "thank you" treats! (Candy canes, cookies, hot chocolate)
- Collecting toys
- Delivering donations to shelter



Toy Drive



Contents

Sample Poster (for Kitchener)

Sample Poster (Generic)

Sample Invitation Card - Back

Sample Volunteer Card- Back

Sample Card Picture - Front (for Kitchener)

Calendar & Important Dates

Things to Do Checklist

Festival of Neighbourhood Forms

Page

32

33

34

35

36

37

38

39

Templates, Resources & Forms

Section 3



Our Neighbourhood Is Celebrating!

We are getting together to get know each other
and to strengthen the community bonds in our neighbourhood.

We could win a \$20,000 grant from the City of Kitchener
to improve our neighbourhood!

What's Happening

Where

Date & Time

Rain Date



Festival of Neighbourhoods
✿ Kitchener ✿

Please Bring

For Further Info Contact

If you require accommodation to take part in this gathering, please contact us

Our Neighbourhood Is Celebrating!

We are getting together to get know each other
and to strengthen the community bonds in our neighbourhood.

What's Happening

Where

Date & Time

Rain Date

Please Bring

For Further Info Contact

If you require accommodation to take part in this gathering, please contact us

**Our Neighbourhood Is Celebrating
and Everyone in your Household is Invited!**

We are getting together to get know each other
and to strengthen the community bonds in our neighbourhood.

What's Happening

Where

Date & Time

Rain Date

Please Bring

For Further Info Contact

Contact us if you require accommodation to take part in this gathering

**Our Neighbourhood Is Celebrating
and Everyone in your Household is Invited!**

We are getting together to get know each other
and to strengthen the community bonds in our neighbourhood.

What's Happening

Where

Date & Time

Rain Date

Please Bring

For Further Info Contact

Contact us if you require accommodation to take part in this gathering

**Our Neighbourhood Is Celebrating
and Everyone in your Household is Invited!**

We are getting together to get know each other
and to strengthen the community bonds in our neighbourhood.

What's Happening

Where

Date & Time

Rain Date

Please Bring

For Further Info Contact

Contact us if you require accommodation to take part in this gathering

**Our Neighbourhood Is Celebrating
and Everyone in your Household is Invited!**

We are getting together to get know each other
and to strengthen the community bonds in our neighbourhood.

What's Happening

Where

Date & Time

Rain Date

Please Bring

For Further Info Contact

Contact us if you require accommodation to take part in this gathering

**Would you like to join me to plan
a neighbourhood celebration?**

Hello, My name is _____

and I live in your neighbourhood! Let's bring all of our neighbours
together and strengthen the community bonds in our neighbourhood.

We can plan an activity, a date,
figure out what needs doing and who can do it!

Please, contact me before -

How to contact me -

.....

☐

Yes, I would like to help!

My name is _____

My contact is _____

**Would you like to join me to plan
a neighbourhood celebration?**

Hello, My name is _____

and I live in your neighbourhood! Let's bring all of our neighbours
together and strengthen the community bonds in our neighbourhood.

We can plan an activity, a date,
figure out what needs doing and who can do it!

Please, contact me before -

How to contact me -

.....

☐

Yes, I would like to help!

My name is _____

My contact is _____

**Would you like to join me to plan
a neighbourhood celebration?**

Hello, My name is _____

and I live in your neighbourhood! Let's bring all of our neighbours
together and strengthen the community bonds in our neighbourhood.

We can plan an activity, a date,
figure out what needs doing and who can do it!

Please, contact me before -

How to contact me -

.....

☐

Yes, I would like to help!

My name is _____

My contact is _____

**Would you like to join me to plan
a neighbourhood celebration?**

Hello, My name is _____

and I live in your neighbourhood! Let's bring all of our neighbours
together and strengthen the community bonds in our neighbourhood.

We can plan an activity, a date,
figure out what needs doing and who can do it!

Please, contact me before -

How to contact me -

.....

☐

Yes, I would like to help!

My name is _____

My contact is _____



Festival of Neighbourhoods
✿ Kitchener ✿



Festival of Neighbourhoods
✿ Kitchener ✿



Festival of Neighbourhoods
✿ Kitchener ✿



Festival of Neighbourhoods
✿ Kitchener ✿

<i>Monday</i>	<i>Tuesday</i>	<i>Wednesday</i>	<i>Thursday</i>	<i>Friday</i>	<i>Saturday</i>	<i>Sunday</i>

Some Important Days to Mark on the Calendar

Find at least one person to help

Set Date, Location & Activity

Contact Resources and Authorities

Make Posters & Invitations

Deliver Invitations

Find more Helpers

Hang Posters

Gather Supplies

Purchase Food

Neighbourhood Gathering

Return Borrowed Items

Remove Posted Signs




- Find at Least One Person to Help*
- Set Date, Location & Activity*
- Determine How Many Helpers we Need*
- Contact Resources and Authorities*
- Make Posters & Invitations*
- Deliver Invitations*
- Find more Helpers*
- Hang Posters*
- Gather Supplies*
- Purchase Food*
- Set Up*
- Neighbourhood Gathering*
- Clean Up*
- Return Borrowed Items*
- Remove Posted Signs*

☐
☐
☐
☐
☐
☐
☐
☐
☐
☐
☐
☐
☐
☐
☐


Things to Do Checklist





Register your inclusive neighbourhood gathering in Kitchener with the Festival of Neighbourhoods. Join us at the Festival Finale at Kitchener City Hall on the third Sunday of October, when the draw for the \$21,000 neighbourhood improvement grant will be held and the winner announced. The registration forms are updated yearly. There are several ways to register. Contact us if you have any questions.

- Registration Form for mail or fax
- Full Online Registration
- Short Online Registration - finalized by phone

The Neighbourhood Activities Trunk is the Festival of Neighbourhood's assortment of games, toys and supplies available on loan for those organizing neighbourhood get-togethers.

The Booking Form is updated regularly as we are continually rejuvenating the trunk supplies. Contact us if you have any questions.

- Online Booking Form & Catalogue

For Kitchener residents, access the Festival of Neighbourhoods

- Useful Contacts and Local Resources

Registering
your Activity
with Festival of
Neighbourhoods
Kitchener

Booking the
Neighbourhood
Activities Trunk

Contacts and
Resources in
Kitchener



Festival of Neighbourhoods Forms